

# DREAMWORKS THE CROODS



## ROAD TRIP KIT



- 1  CUT
- 2  SCORE
- 3  GLUE

MOUNTAIN FOLD



VALLEY FOLD



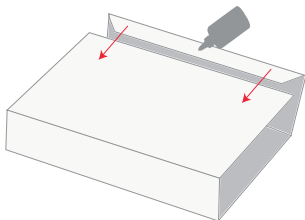
### GETTING STARTED

- Cut out all pieces along the solid lines.
- Fold all pieces upward or downward along score lines.

### INSTRUCTIONS

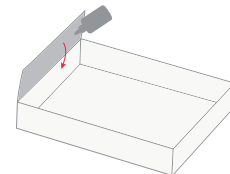
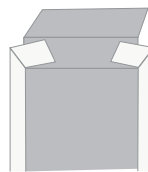
#### BOX (OUTSIDE)

- 1 Glue Tab A to opposite edge. Set aside.



#### BOX (INSIDE)

- 1 Glue Tab B and C to the inside panel as shown in below. Hold in place while glue dries. Repeat steps for Tabs D and E.
- 2 Dab glue on the back side of the top flap, and fold over Tabs B and C to create the top side of the box. Repeat these steps for the bottom side of the box (Tabs D and E).



**FINISHING TOUCHES:** Slide the **INSIDE** box into the **OUTSIDE** box.

### ACTIVITY CARDS


- 1 Cut out Activity Cards and place in Road Trip Box  
Now you're ready for your Road Trip!



**BOX (OUTSIDE)**



**BOX (INSIDE)**





**tic-tac-toe**


**“CHUNKY!”**  
SAY

Choose someone to be “it”. The person who is “it” asks silly questions, and the everyone else takes turns answering. You can only answer with the word “chunky”. If you laugh, smile, or answer with anything other than “chunky”, you’re out! Last one in is the next to be “it”.

**COLOR IN A TAIL STRIPE  
EVERY TIME  
YOU SEE A YELLOW CAR!**

**CAN YOU SPOT  
ITEMS OUTSIDE MATCHING  
EACH OF THESE COLORS?**

			<input type="checkbox"/>	<input type="checkbox"/>	<input type="checkbox"/>
			<input type="checkbox"/>	<input type="checkbox"/>	<input type="checkbox"/>

DREAMWORKS  
**THE CROODS**



**ROAD TRIP KIT  
 ACTIVITY CARDS**

**STORY TIME!**

PICK ONE PERSON TO MAKE UP A FEW LINES OF A STORY. TAKE TURNS UNTIL EACH PERSON TELLS A BIT MORE OF THE STORY.

**TAKE TURNS MAKING EACH OTHER LAUGH!  
 SEE WHO CAN LAST THE LONGEST WITHOUT LAUGHING!**

**PICK ONE  
 WOULD YOU RATHER....**

**WEAR FISH ON YOUR FEET  
 OR EAT A BUG?**