



# Doc McStuffins Valentine's Card



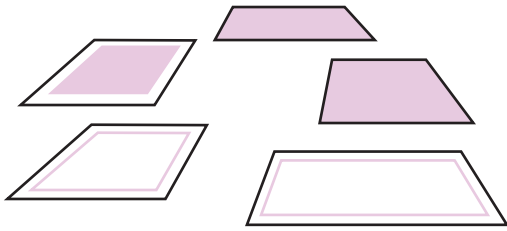
## You will need:

- 5 x A4 paper or card
- Safety scissors\*
- Glue
- Colouring pens and pencils

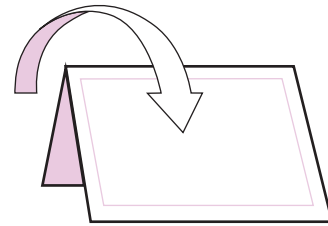


**Note: Cutting is intended for grown-ups only\***

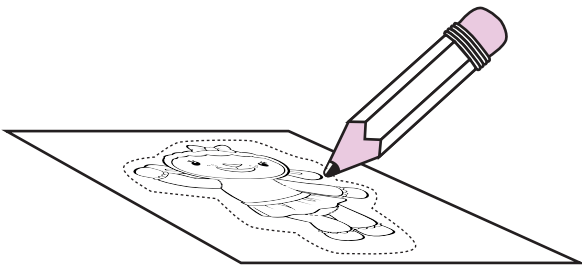
**1** Print all artwork and set aside to dry.



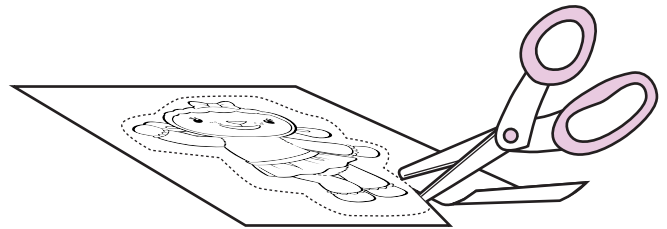
**2** Fold page in half along the lines.




**3** Colour in the stickers.




**4** Cut out the stickers.\*




**5** Glue the stickers onto the card.



**6** Don't forget to write in the names in the TO and FROM sections.





**To:**

**From:**

**Happy Valentine's Day**

**To my friend  
on Valentine's day**

**I love mummy**

**I love daddy**

**I love you**

