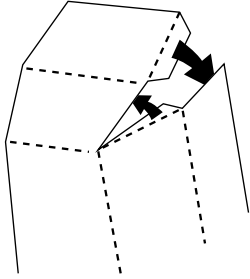




DREDD

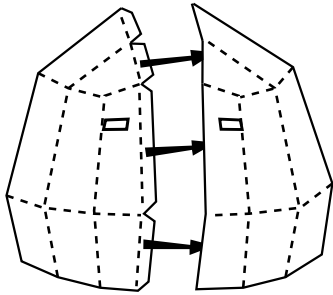
MASK INSTRUCTIONS

1 Cut mask parts along the SOLID lines. Cut out holes for eyes.

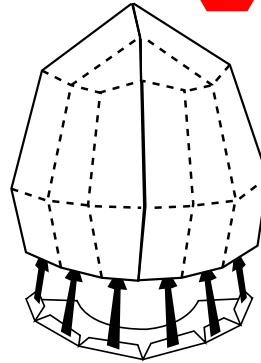


2 Fold along the DOTTED lines. Fold and glue tabs.

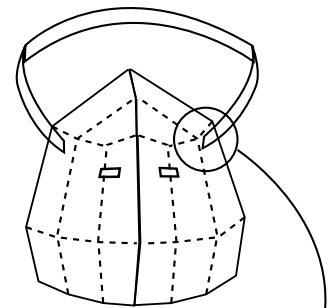
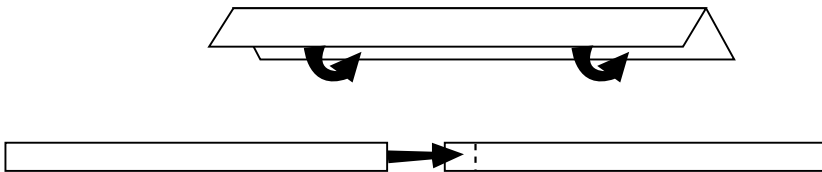
3 When each half is dry, glue them together.



4 Glue in the chin section.



5 Glue the strap parts together and staple to the mask as shown.



6 GO TURBO!!!

