

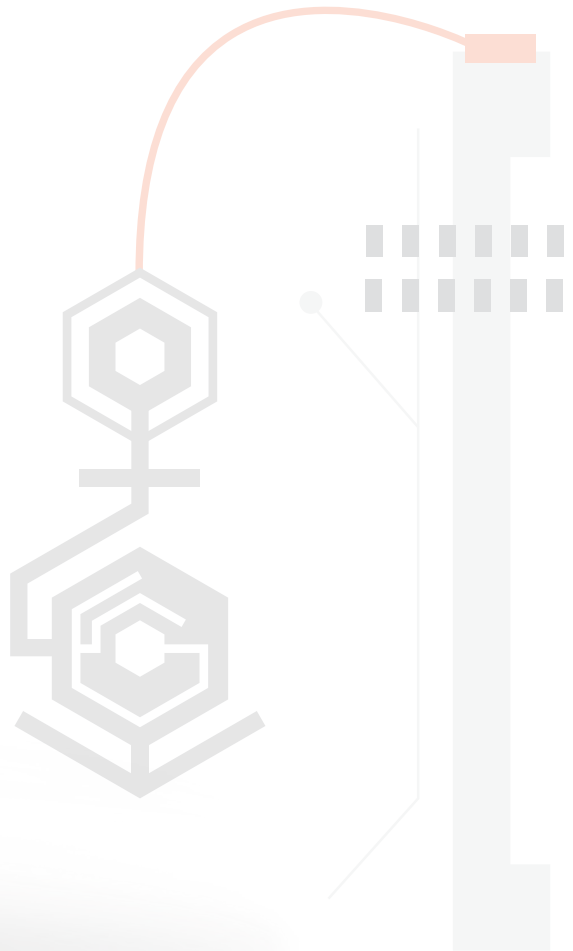
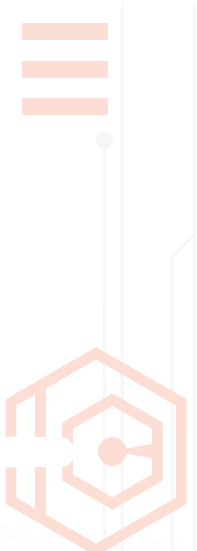




PIN THE FEATHERS ON MERC







Pin the Feathers on MERC

NOTE: Cutting is intended for grown ups only!

Instructions:

- 1.) Have a grown-up print and cut out the 4 panels that make up the picture of MERC, tape them together on the back, and hang the picture at child's-eye-level.
- 2.) Cut out the feathers and roll a small piece of removable tape on the back-side of each feather.
- 3.) One at a time, blindfold kids and point them in the direction of MERC. Have them stick their feathers on MERC's tail. The kid whose feather lands closest to MERC's tail is the winner!

