




Sofia Mother's Day Card



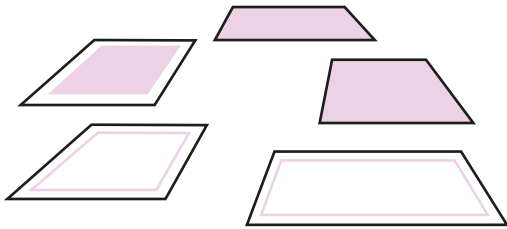
You will need:

- 5 x A4 paper or card
- Safety scissors*
- Glue
- Colouring pens and pencils

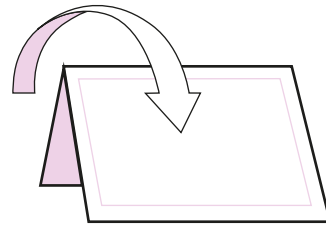


Note: Cutting is intended for grown-ups only*

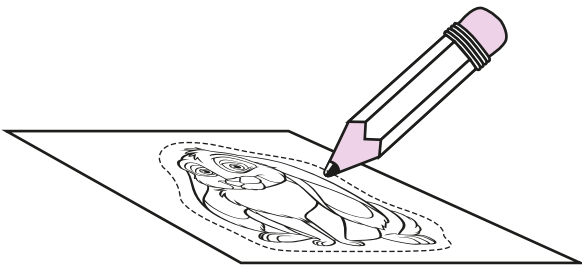
1 Print all artwork and set aside to dry.



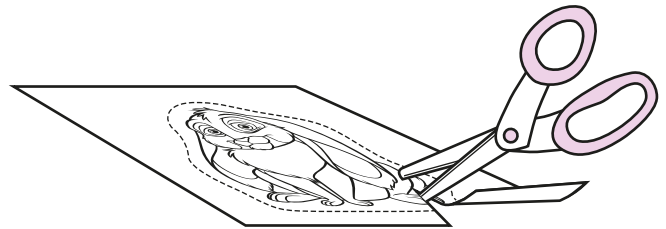
2 Fold page in half along the lines.




3 Colour in the stickers.




4 Cut out the stickers.*



5 Glue the stickers onto the card.



6 Don't forget to write in the names in the TO and FROM sections.





To:
From:



Happy Mother's Day

**To my mummy
on Mother's day**

I love you mummy

I love you

