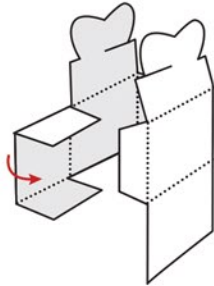
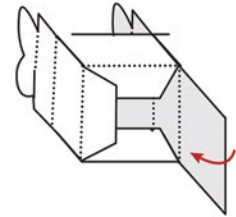


**INSTRUCTIONS**

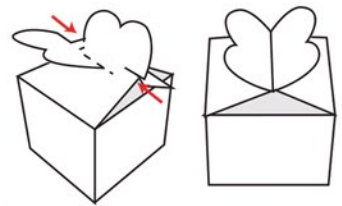
- 1 Cut out along solid black lines.
- 2 Score and fold along dotted lines.
- 3 Glue side tab as indicated.



- 4 Close the bottom with the large tab on the outside and glue in place.



- 5 To close the lid, fold the two small tabs and then fold the large tabs in. Slide the boot tabs together to close.



# GIFT BOX

The Adventures of Puss In Boots © 2015 DreamWorks Animation LLC. All Rights Reserved.

**NETFLIX**  
  
 The Adventures of  
**PUSS IN BOOTS**  
 A NETFLIX ORIGINAL SERIES