

Disney · PIXAR
INCREDIBLES 2



TREAT BAG!

CRAFT

◀ **STEP 1** Pick your Incredible character



STEP 2 ▶
Get what you will need:

- CEREAL BOX
- BLACK FELT
- RED FELT
- GOLD FELT
- BLACK CORD
- GLUE
- HOLE PUNCH
- SCISSORS

STEP 3 ▶
Wrap the box in black felt (for the front and back) and red felt (for the sides) and secure in place with glue.

STEP 4 ▶
Print pages for your template and carefully cut out the shapes on the page.

STEP 5 ▶ Carefully cut out your felt pieces by using your stencil shapes as guides.

STEP 6 ▶ Glue each felt piece to your felt wrapped cereal box according to the template. **STEP 6 ▶** Attach handle by punching holes on each side of the cereal box, (through the box and felt) then pull your cord through the hole and tie knots at the ends to secure.

**ON DIGITAL OCTOBER 23
AND BLU-RAY™ NOVEMBER 6**

©2018 Disney/Pixar. All rights reserved.






CAREFULLY CUT OUT EACH SHAPE ALONG THE DOTTED LINES



©2018 Disney/Pixar



©2018 Disney/Pixar




©2018 Disney/Pixar

MRS. INCREDIBLE

©2018 Disney/Pixar



CAREFULLY CUT OUT EACH SHAPE ALONG THE DOTTED LINES



©2018 Disney/Pixar



CAREFULLY CUT OUT EACH SHAPE ALONG THE DOTTED LINES



©2018 Disney/Pixar



©2018 Disney/Pixar




©2018 Disney/Pixar

MR. INCREDIBLE

©2018 Disney/Pixar



CAREFULLY CUT OUT EACH SHAPE ALONG THE DOTTED LINES









©2018 Disney/Pixar

©2018 Disney/Pixar. All rights reserved.




CAREFULLY CUT OUT EACH SHAPE ALONG THE DOTTED LINES





CAREFULLY CUT OUT EACH SHAPE ALONG THE DOTTED LINES








©2018 Disney/Pixar



CAREFULLY CUT OUT EACH SHAPE ALONG THE DOTTED LINES



©2018 Disney/Pixar



©2018 Disney/Pixar



©2018 Disney/Pixar



CAREFULLY CUT OUT EACH SHAPE ALONG THE DOTTED LINES




©2018 Disney/Pixar

©2018 Disney/Pixar




CAREFULLY CUT OUT EACH SHAPE ALONG THE DOTTED LINES





CAREFULLY CUT OUT EACH SHAPE ALONG THE DOTTED LINES



©2018 Disney/Pixar