

# INSTRUCTIONS

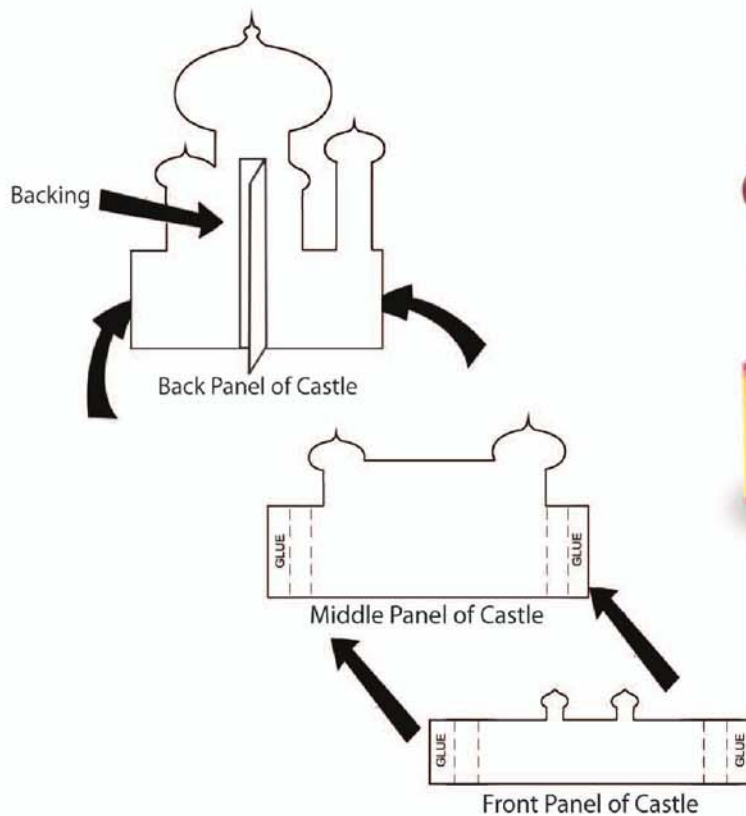
**SKILL LEVEL:** MODERATE (ADULT HELP REQUIRED)

**BUILDING TIME:** APPROXIMATELY 90 MINUTES

**YOU WILL NEED:** GLUE (CRAFT GLUE OR SCRAPBOOK GLUE PREFERRED), SCISSORS OR X-ACTO<sup>®</sup> KNIFE AND CUTTING BOARD. IT IS PREFERABLE TO USE THICKER CARD STOCK PAPER.

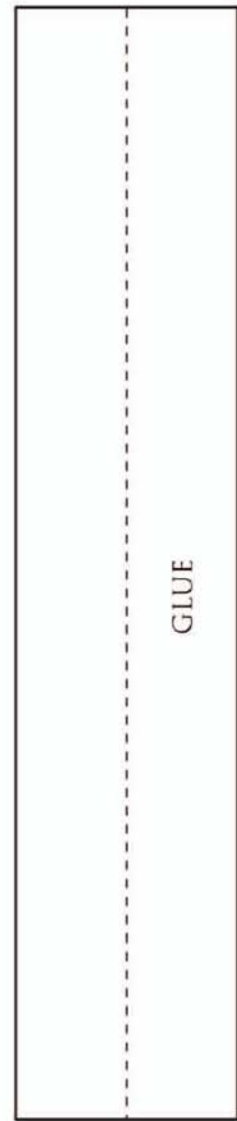

## CASTLE

- 1) Cut out the pieces
- 2) Fold along the dashed lines
- 3) Glue along the areas that are labeled
- 4) Match the Glue numbers together
- 5) Glue one side of the backing to the back of the Back Panel of the Castle for support



## FIGURES

- 1) Cut out the pieces
- 2) Wrap the 2 long tabs around the back and tape or glue together



BACKING

BACK PANEL OF CASTLE



FRONT PANEL OF CASTLE



MIDDLE PANEL OF CASTLE



