

MARVEL STUDIOS

AVENGERS

ENDGAME

IRON MAN-INSPIRED CHEESEBURGER SLIDERS



INGREDIENTS

- 1 tsp garlic powder
- 1 tsp onion powder
- 1 tsp brown sugar
- 1-2 grinds of black pepper
- 1 tsp soy sauce
- 1 tsp Worcestershire sauce
- 1 lb ground beef
- Slider buns
- Lettuce
- Tomato
- Sliced cheese

INSTRUCTIONS

- In a medium bowl, mix your dry and wet ingredients with your hamburger until well blended.
- Form hamburger patties, roughly 2 inches in width.
- Cook your patties in a skillet over medium heat (until there is no pink in the center). As needed, use a spatula to press down on the patties to flatten them.
- Place cooked patties on slider buns.
- Top with cheese, lettuce, and sliced tomato and serve with your favorite sauce on the side.

* ADULT SUPERVISION IS RECOMMENDED



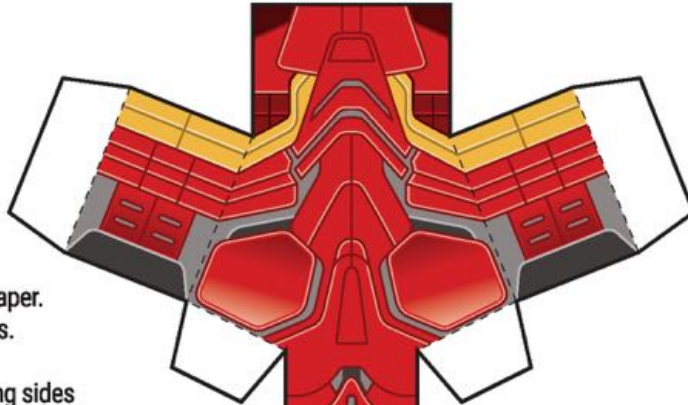
On Digital
On Blu-ray™ August 13 | New on 4K Ultra HD™



MARVEL STUDIOS AVENGERS ENDGAME

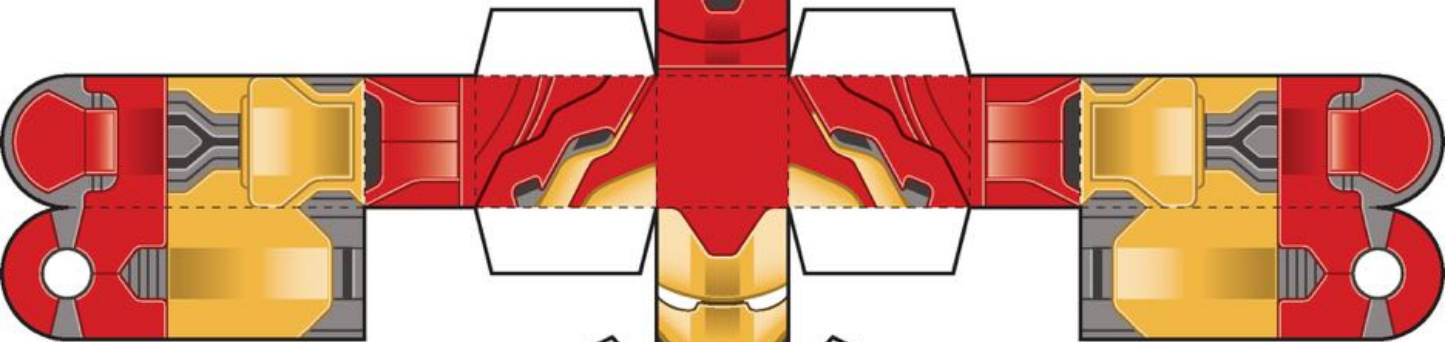


On Digital. On Blu-ray™ August 13.
New on 4K Ultra HD™




This is what your assembled
IRON MAN Paper Foldable
will look like!

Print template on cardstock paper.
Cut-out along black outlines.
Fold on dashed lines.
Tape or glue tabs to corresponding sides
(double-sided tape or glue stick recommended).



Tape/glue arm
sides together

Tape/glue arm
sides together



Tape/glue leg
sides together

Tape/glue leg
sides together