

PET PARTY PLANNER



ILLUMINATION PRESENTS

THE SECRET
LIFE OF

pets 2

TABLE OF CONTENTS

PARTY PLANNING*

- Page 3**.....Pops' Pupsicles
Daisy's Crockpot Dog Food
- Page 4**.....Duke's Doggie Donuts
Captain Snowball's Super Salad
- Page 5**.....Buddy's Beans
Gidget's Cool as a Cucumber Salad
- Page 6**.....Max's Calming Iced Tea
Chloe's Magic Vanilla Sugar Cookies
- Page 7**.....Rooster's Deviled Eggs
Sweetpea's Peaches and Burrata
- Page 8**.....Food Decoration
- Page 9-14**.....Party Banner Flags
- Page 15**.....Place Cards

EASY FUN

- Page 16-17**.....*The Secret Life of Pets 2* Bingo
- Page 18-21**.....Coloring Pages
- Page 22-24**.....Activities

CREATIVE TIME

- Page 25**.....Pet Thoughts
- Page 26**.....Your Pet's Story
- Page 27**.....Draw Your Pet
- Page 28**.....Goody Bags



*For kids cooking, adult assistance and supervision is required. These instructions contain steps that could be dangerous or difficult for children (for example - baking, blending, cutting, etc.).

With any change in diet, it is important to observe your pet for issues that can arise in response. If your pet begins to show behavioral, digestive, or other health problems, stop feeding the new food and consult with a veterinarian.

TREATS FOR YOUR PETS

WHILE YOU WATCH



Pops' Pupsicles

INGREDIENTS

- 1 Kiwi
- 4 Strawberries
- 1 Banana
- 4 (9 oz) Cups
- 3 Cups Water

INSTRUCTIONS

1. Layer 1: Chop kiwi and puree in blender with 1 cup of water. Distribute evenly into 4 cups. Freeze.
2. Layer 2: Chop strawberries and puree in blender with 1 cup of water. Pour on top of frozen kiwi mixture. Freeze.
3. Layer 3: Chop banana and puree in blender with 1 cup of water. Pour on top of frozen kiwi & strawberry mixture. Freeze.
4. Add hot water to shallow container. Dip each frozen cup into hot water briefly. Turn cup upside down in serving bowl and lift cup off to serve to your pet.



Daisy's Crockpot Dog Food

INGREDIENTS

- 2 1/2 Pounds Ground Beef
- 1 1/2 Cups Brown Rice
- 1 (15-ounce) Can Kidney Beans, Drained and Rinsed
- 1 1/2 Cups Chopped Butternut Squash
- 1 1/2 Cups Chopped Carrots
- 1/2 Cup Peas, Frozen or Canned

INSTRUCTIONS

1. Stir in ground beef, brown rice, kidney beans, butternut squash, carrots, peas and 4 cups water into a 6-qt slow cooker.
2. Cover and cook on low heat for 5-6 hours or high heat for 2-3 hours, stirring as needed.
3. Let cool completely.

Watch "A Party Fit for a Pet" on  **Pets 2** for more ideas



TREATS FOR YOUR PETS

WHILE YOU WATCH

Duke's Doggie Donuts

INGREDIENTS

1 Cup Flour
1 Cup Oats
1/3 Cup Peanut Butter
1/3 Cup Coconut Oil
2 Eggs
Cooking Spray
Cooling Rack
Donut Pan
Greek Yogurt
Bacon Bits

INSTRUCTIONS

1. Preheat oven to 375°.
 2. Spray pan with cooking spray.
 3. Combine flour, oats, peanut butter, coconut oil and eggs in a bowl and mix well.
 4. Distribute evenly into donut pan.
 5. Bake for 14 minutes.
 6. Let cool on cooling rack.
 7. Dip one side in yogurt.
 8. Top with bacon bits.
- Bone Appetit!**

Captain Snowball's Super Salad

INGREDIENTS

2 Leaves Romaine Lettuce **Handful** Spring Mix **1 Sprig** Cilantro
1 Sprig Basil **4 Slices** Bell Pepper **6 Slices** Cucumber
Rinse and drain all veggies before serving your **bunny**.



Watch "A Party Fit for a Pet" on  **Pets 2** for more ideas

TREATS FOR YOUR FAMILY

WHILE YOU WATCH



Buddy's Beans

INGREDIENTS

- 4 Cups** Dry Pinto Beans
- 1 Pound Thick-cut Bacon**, cut into pieces
- 2 Whole Green Bell Peppers**, diced
- 1 Whole Onion**, diced
- 1 Cup** Brown Sugar
- 1/4 Cup** Ketchup
- 2 Tablespoons** Mustard
- 1 Tablespoon Chili Powder**, optional
- 2 Teaspoons Salt**, more to taste
- 2 Teaspoons Black Pepper**, more to taste
- 4 Cloves Garlic**, minced

INSTRUCTIONS

1. Rinse the beans under cold water, sorting out any rocks/particles. Set aside.
2. In a heavy pot (cast iron), saute the bacon pieces until halfway cooked and the fat is rendered. Add the green peppers and onions to the pot and cook until starting to get brown, about 3 minutes. Add the beans and cover with water by 1 inch. Bring to a boil, and then add the brown sugar, ketchup, mustard, chili powder, salt, pepper and garlic. Reduce the heat to a simmer, place on the lid and cook until the beans are tender and the liquid is thick 3 to 4 hours.

Buddy's Favorite Option: Put on top of your hot dog.

Gidget's Cool as a Cucumber Salad



INGREDIENTS

- 2 Medium Cucumbers**, thinly sliced
- 1/3 Cup** Cider or White Vinegar
- 1/3 Cup** Water
- 2 Tablespoons** Sugar
- 1/2 Teaspoon** Salt
- 1/8 Teaspoon** Pepper
- Chopped Fresh Dill Weed**
or **Parsley**, if desired

INSTRUCTIONS

1. Place cucumbers in small glass or plastic bowl.
2. In tightly covered container, shake remaining ingredients except dill weed. Pour over cucumbers. Cover and refrigerate at least 3 hours to blend flavors.
3. Drain cucumbers. Sprinkle with dill weed. Store covered in refrigerator.

Watch "A Party Fit for a Pet" on  **Pets 2** for more ideas

TREATS FOR YOUR FAMILY

WHILE YOU WATCH



Max's Calming Iced Tea

INGREDIENTS

- 2 Cups** Hot Water
- 1 Teaspoon** Lemon Zest
- 1/4 Cup** Mint Leaves
- 1-2 Tablespoons** Honey
- 2 Cups** Cold Water and Ice
- 2 Slices** Lemon

INSTRUCTIONS

1. Bring 2 cups of hot water to a boil in pot.
2. Add both lemon zest and mint leaves to water.
3. Remove pot from heat. Cover and steep for 5 minutes.
4. Strain out leaves.
5. Add cold water and ice.
6. Add in honey and squeeze slice of lemon wedge.
7. Serve over additional ice.
8. Garnish glass with a lemon wedge, a sprig of mint.

Chloe's Magic Vanilla Sugar Cookies

INGREDIENTS

- 3 Cups** All-Purpose Flour, Sifted or Aerated
- 1/4 Teaspoon** Salt
- 8 oz** Unsalted Butter, room temperature (let the butter from refrigerator sit on the counter for about an hour or so), not melted but softened
- 1 Cup** Sugar
- 1 Egg**
- 2 Teaspoons** Pure Vanilla Extract

INSTRUCTIONS

1. Preheat oven to 350°
2. In a medium bowl, combine together flour and salt and mix.
3. In a separate bowl, using electric mixer, beat softened butter and granulated sugar until light in color and fluffy. Add an egg and vanilla – continue beating for a couple minutes. Turn off the electric mixer, add flour-salt mixture and then continue beating on low speed until well-combined but without over mixing.
4. Roll dough into 1-inch balls. Roll these cookie balls in sprinkles. Arrange on parchment-lined baking sheets, spacing 2 inches apart. Freeze until firm, for about 30 minutes.
5. Bake for 14 minutes. Do not overbake. Remove from the oven, and transfer to wire rack to cool completely.



Watch “A Party Fit for a Pet” on   for more ideas

TREATS FOR YOUR FAMILY

WHILE YOU WATCH

Rooster's Deviled Eggs

INGREDIENTS

6 Eggs

1/4 Cup Mayonnaise

1 Teaspoon White Vinegar

1 Teaspoon Yellow Mustard

1/8 Teaspoon Salt

**Freshly Ground
Black Pepper**

Smoked Spanish Paprika,
for garnish

INSTRUCTIONS

1. Place eggs in a single layer in a saucepan and cover with enough water that there's 1 1/2" of water above the eggs. Heat on high until water begins to boil, then cover, turn the heat to low, and cook for 1 minute. Remove from heat and leave covered for 14 minutes, then rinse under cold water continuously for 1 minute.
2. Crack egg shells and carefully peel under cool running water. Gently dry with paper towels. Slice the eggs in half lengthwise, removing yolks to a medium bowl, and placing the whites on a serving platter.
3. Mash the yolks into a fine crumble using a fork. Add mayonnaise, vinegar, mustard, salt, and pepper, and mix well.
4. Evenly disperse heaping teaspoons of the yolk mixture into the egg whites. Sprinkle with paprika and serve.



Sweetpea's Peaches and Burrata

INGREDIENTS

3 Peaches, sliced along the pit, then sliced into 1/2" thick half moons

8 Ounces Burrata, removed from water, water lightly drained and squeezed out with a paper towel, then cut into 1/3" thick slices

6 Ounces Arugula

2 Tablespoons Balsamic Glaze, store bought (Trader Joe's has it!) or homemade

2 Tablespoon Olive Oil

Salt and Pepper

ARUGULA SALAD DRESSING

2 Tablespoons Olive Oil **1 Teaspoon** Dijon Mustard

1 Teaspoon Balsamic Vinegar **1 Teaspoon** Honey

Pinch of Salt & Pepper

INSTRUCTIONS

1. On 2 plates, arrange the peaches and burrata along the outer edges, leaving the center open.
2. In a large bowl, make the salad dressing by combining all ingredients and whisking to combine. Add in the arugula, and toss to coat all the arugula.
3. Add the dressed arugula to the center of the plates of peaches and burrata. On each plate, drizzle 1 tablespoon olive oil and 1 tablespoon balsamic glaze on the peaches and burrata. Sprinkle the peaches and burrata with a pinch of salt and pepper.



Watch "A Party Fit for a Pet" on  **Pets 2** for more ideas

FOOD DECORATION

Cut out these fun flags to customize your food.




What to do:

1. Print out this page as many times as you like.

2. Write message or food name in the white space provided.



ILLUMINATION PRESENTS
THE SECRET LIFE OF
Pets2



3. Cut along dotted line.

4. Fold flag in half and tape around a toothpick.







ILLUMINATION PRESENTS

THE SECRET
LIFE OF

PETS 2

MAX



© 2019 Universal Studios. All Rights Reserved.

WHAT TO DO: 1. Print out this page as many times as you like.
2. Cut along the dotted line. 3. Tape flag to a string and hang anywhere.

ILLUMINATION PRESENTS

THE SECRET
LIFE OF

PETS 2

GIDGET



© 2019 Universal Studios. All Rights Reserved.

WHAT TO DO: 1. Print out this page as many times as you like.
2. Cut along the dotted line. 3. Tape flag to a string and hang anywhere.



ILLUMINATION PRESENTS

THE SECRET
LIFE OF

PETS 2

SNOWBALL



© 2019 Universal Studios. All Rights Reserved.

WHAT TO DO: 1. Print out this page as many times as you like.
2. Cut along the dotted line. 3. Tape flag to a string and hang anywhere.



ILLUMINATION PRESENTS

THE SECRET
LIFE OF

PETS 2

CHLOE



© 2019 Universal Studios. All Rights Reserved.

WHAT TO DO: 1. Print out this page as many times as you like.
2. Cut along the dotted line. 3. Tape flag to a string and hang anywhere.



ILLUMINATION PRESENTS

THE SECRET
LIFE OF

PETS 2

DUKE



© 2019 Universal Studios. All Rights Reserved.

WHAT TO DO: 1. Print out this page as many times as you like.
2. Cut along the dotted line. 3. Tape flag to a string and hang anywhere.

PLACE CARDS

WHAT TO DO:

1. Print out this page as many times as you like.
2. Cut out cards and fold each card in half.
3. Write the names of your guests in the provided space.





ILLUMINATION PRESENTS
THE SECRET LIFE OF PETS 2
UNIVERSAL PICTURES
© 2019 Universal Studios. All Rights Reserved. ENTERTAINMENT

ILLUMINATION PRESENTS
THE SECRET LIFE OF PETS 2

WATCH AND PLAY ALONG BINGO!

Snowball flies in NY	Chloe purrs	Gidget gets a spa day	Daisy tells a story	Cute puppy moment
Chloe purrs	Max meets Rooster	Pets drive in a vehicle	Snowball saves the day	Daisy is sassy
"Oh flapdoodle!" - Pops	Rooster and Max howl		Liam goes to school	Max goes to the vet
Liam and Max cuddle	Max scratches his ear	Max is brave	Spot Busy Bee	Spot Cotton
Pop teaches a lesson	Spot a red dot	Gidget has a dream	Mel finds treats	Spot a hairball

ILLUMINATION PRESENTS
THE SECRET LIFE OF PETS 2

WATCH AND PLAY ALONG BINGO!

Spot a hairball	Spot Cotton	Liam and Max cuddle	Daisy tells a story	Spot a red dot
Max meets Rooster	Chloe purrs	Mel finds treats	Pop teaches a lesson	Cute puppy moment
Max goes to the vet	"Oh flapdoodle!" - Pops		Gidget has a dream	Rooster and Max howl
Gidget gets a spa day	Chloe purrs	Max is brave	Spot Busy Bee	Max scratches his ear
Snowball saves the day	Daisy is sassy	Liam goes to school	Pets drive in a vehicle	Snowball flies in NY




ILLUMINATION PRESENTS
THE SECRET LIFE OF PETS 2
UNIVERSAL PICTURES
© 2019 Universal Studios. All Rights Reserved. ENTERTAINMENT

ILLUMINATION
PRESENTS
THE SECRET
LIFE OF

PETS 2

WATCH AND
PLAY ALONG

BINGO!


Max is brave	Max scratches his ear	Liam goes to school	Max goes to the vet	Spot Busy Bee
Gidget has a dream	Spot a red dot	"Oh flapdoodle!" - Pops	Daisy tells a story	Liam and Max cuddle
Rooster and Max howl	Spot Cotton		Gidget gets a spa day	Snowball saves the day
Daisy is sassy	Chloe purrs	Snowball flies in NY	Pop teaches a lesson	Mel finds treats
Cute puppy moment	Max meets Rooster	Chloe purrs	Spot a hairball	Pets drive in a vehicle

ILLUMINATION
PRESENTS
THE SECRET
LIFE OF

PETS 2

WATCH AND
PLAY ALONG

BINGO!

Pets drive in a vehicle	"Oh flapdoodle!" - Pops	Max is brave	Chloe purrs	Max goes to the vet
Mel finds treats	Daisy tells a story	Max meets Rooster	Gidget gets a spa day	Daisy is sassy
Spot a red dot	Spot Cotton		Cute puppy moment	Liam goes to school
Pop teaches a lesson	Spot Busy Bee	Liam and Max cuddle	Chloe purrs	Snowball flies in NY
Spot a hairball	Snowball saves the day	Rooster and Max howl	Gidget has a dream	Max scratches his ear

ILLUMINATION PRESENTS

THE SECRET
LIFE OF

PETS 2

COLOR
WHILE YOU WATCH




ILLUMINATION PRESENTS

THE SECRET
LIFE OF

PETS 2

COLOR
WHILE YOU WATCH



ILLUMINATION PRESENTS

THE SECRET
LIFE OF

PETS 2

COLOR
WHILE YOU WATCH



ILLUMINATION PRESENTS

THE SECRET
LIFE OF

PETS 2

COLOR
WHILE YOU WATCH



FUN ACTIVITIES


WHILE YOU WATCH

NORMAN HAS SPOTTED LIAM.

Find the correct path to take so
Norman can get to Liam.



START



FINISH



FUN ACTIVITIES

WHILE YOU WATCH



The pets make a mess at **POPS' PUPPY SCHOOL**.
Unscramble these letters to find out their names.

S I L C P E K



I N E C S S P R



I Y N T



R E E G G O

ILLUMINATION PRESENTS

THE SECRET
LIFE OF

PETS 2

FUN ACTIVITIES

WHILE YOU WATCH



This is Tiny. He uses his puppy eyes to get what he wants. He's so cute!

**DRAW HIM A
TREAT BELOW!**

CREATIVE TIME

WHAT IS THE SECRET LIFE OF YOUR PET?

WHAT TO DO:

1. Print out this page as as many times as you like.
2. Cut along the edge.
3. Write your pet's thought and take a silly picture.
4. Share your photos on [#secretlifeofyourpet](#).



CREATIVE TIME

WHAT DOES YOUR PET DO
WHEN YOU'RE NOT HOME?

WRITE YOUR STORY HERE



CREATIVE TIME

DRAW YOUR PET



CREATIVE TIME

BONUS GOODY BAGS

Caution for kids - adult assistance and supervision is required. These instructions contain steps that could be dangerous or difficult for children (for example - cutting, gluing etc.).




SUPPLIES

- Brown Paper
- White Paper Bag
- Ruler
- Scissors
- Glue
- Pencil
- Marker
- Toys & Treats




STEP 1

**DRAW
AND
CUT
OUT**
THE OVAL EARS
AND EYE



STEP 2

**GLUE
THE EARS AND EYE
DRAW**
THE EYES, MOUTH
AND NOSE



STEP 3

**MAX
IS READY**



STEP 4

MAKE & FILL
MAX SOME FRIENDS & THE BAGS WITH GOODIES



STEP 5

NOW YOU'RE
READY TO
PARTY



STEP 6

ILLUMINATION PRESENTS

THE SECRET
LIFE OF
Pets 2

Watch "A Party Fit for a Pet" on [the secret life of Pets 2](#) for complete video instructions