


POKÉMON™

CREATE YOUR OWN
PARTY DECORATION




©2021 POKÉMON, TM, © NINTENDO.

DOWNLOAD YOUR UHU POKÉMON PAPERCRAFTS
FROM WWW.UHU-BTS.COM

UHU®

glues anything, anytime.

CREATE YOUR POKÉMON PARTY DECORATION IN JUST A FEW STEPS

1. 

PRINT OUT YOUR PAPER-CRAFT ITEMS.



2. 




CUT OUT ALL THE PIECES FOR THE PARTY DECORATION. YOU CAN ALSO MAKE YOUR OWN PENNANTS BY USING UHU GLITTER GLUE AND/OR COLOUR.



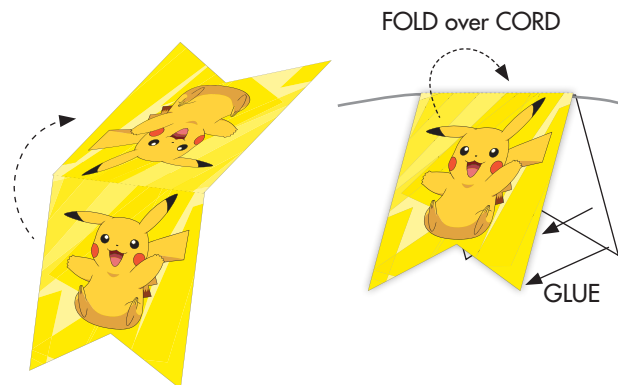
3. 

GLUE TOGETHER ONE PIECE WITH A FLAP AND ONE WITHOUT. YOU CAN COMBINE THE POKÉMON AS YOU WISH.



4.

FOLD EACH PIECE ALONG THE DOTTED LINES AND GLUE IT TO A CORD TO MAKE A POKÉMON PENNANT CHAIN. DONE!



©2021 POKÉMON. TM, © NINTENDO.

DOWNLOAD YOUR UHU POKÉMON PAPER-CRAFTS FROM WWW.UHU-BTS.COM

UHU[®]
glues anything, anytime.

