


THANKSGIVING PUPPET

You will need:

- a paper bag
- a pair of scissors

Directions:

1. Cut out all pieces
2. Tape or glue pieces to paper bag



DREAMWORKS
**MR.
PEABODY
& SHERMAN**





THANKSGIVING PUPPET

You will need:

- a white paper bag
- a pair of scissors

Directions:

1. Cut out all pieces
2. Tape or glue pieces to paper bag



THANKSGIVING PUPPET

