


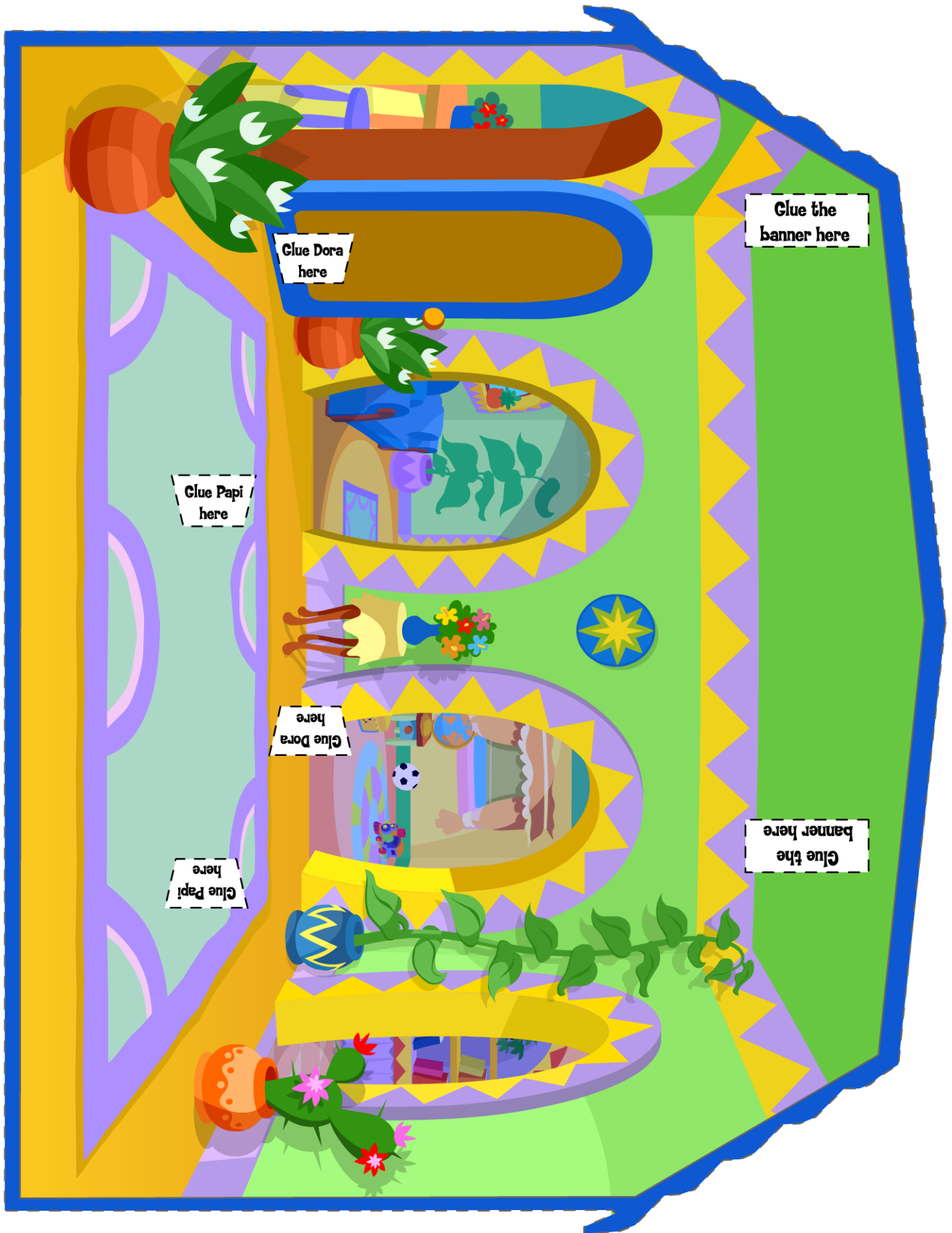
Love,

To:



Outside Template

Inside Template




Explore with Dora every day on Nick Jr.



© 2015 Viacom International Inc. All Rights Reserved. Nick Jr., Dora the Explorer, and all related titles, logos, and characters are trademarks of Viacom International Inc.







Instructions:

1. Cut out the inside and outside card templates. Glue them back to back.
2. Let the card dry and fold it vertically in the middle.
3. Cut out the figures and the greeting banner along their dotted outlines.
4. Fold accordion-style inward along the solid lines and outward along the dotted lines.
5. Glue the figures and the greeting banner at designated spots on the inside template.

SAY IT TWO WAYS



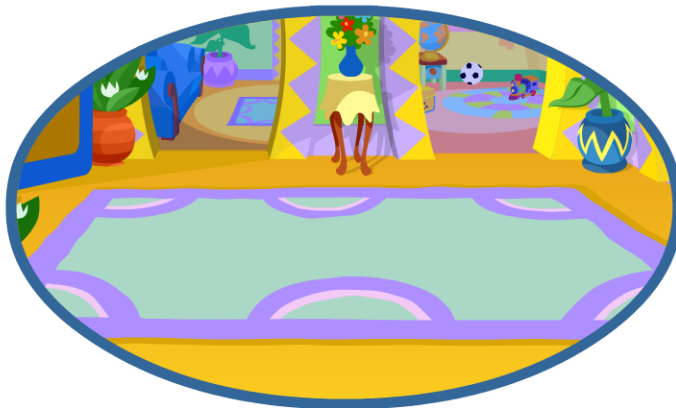
El Cacto / Cactus



La Puerta / Door

¡Te amo, Papi!

¡Te amo, Papi! / I Love You, Daddy!



La Manta / Rug

