






# Cone Turkey

To Make:

1. Print on Cardstock
2. Cut out shapes along the outer black lines
3. Roll cone and glue the tab to the opposite side.
4. Glue or tape the eyes, feathers and beak to the cone to create a turkey

Glue Here



This is for your personal use only