



Play

The Good Dinosaur Dinorama

Recreate the adventures of Arlo and Spot with this downloadable playset.

Bound to bring hours of fun dino themed playtime.

The Good Dinosaur asks the question: What if the asteroid that forever changed life on Earth missed the planet completely and giant dinosaurs never became extinct? In this epic journey into the world of dinosaurs, an Apatosaurus named Arlo makes an unlikely human friend in Spot.

[Play Trailer](#)

What You'll Need

- Scissors
- Paper or cardstock

[Download Resources](#)

How to Make It

- 1 Download and print out the dinorama. Cut out the floor, background and 2 supports. On the background piece, fold flap 'A' back and stick it directly to flap 'B' on the ground piece.
- 2 On the support pieces, fold the flaps back, sticking flap '1' directly to the background piece and flap '2' to the ground, thus creating supports for the background.

Dinosaurs: Cut around the dotted lines to cut out each dinosaur. Then fold back either

3

side of the base and slot the ends together to make a stand.

© Disney © Disney•Pixar © & ™ Lucasfilm LTD © Marvel. All Rights Reserved.


Disney · PIXAR

THE GOOD DINOSAUR


MAKE YOUR OWN DINO-RAMA

Scene:

Cut out the floor, background and 2 supports. On the background piece, fold flap 'A' back and stick it directly to flap 'B' on the ground piece...




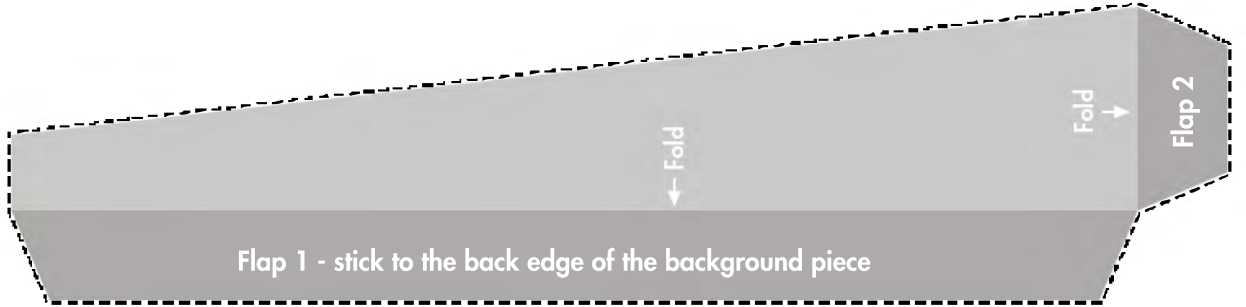
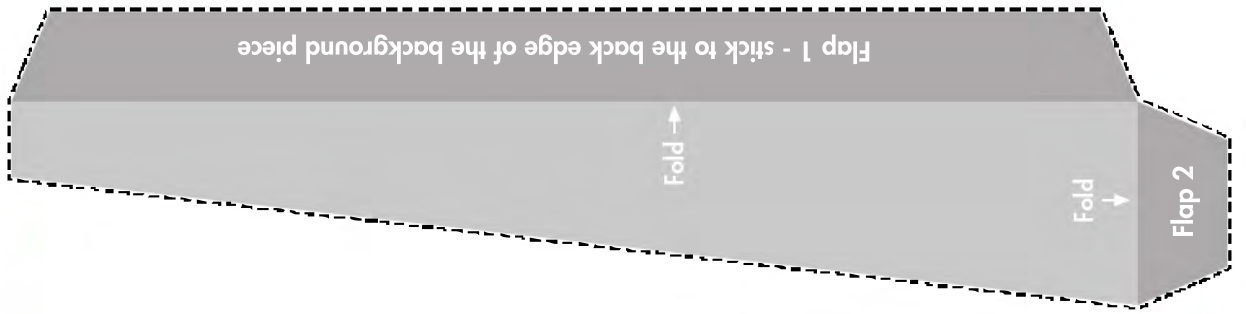
On the support pieces, fold the flaps back, sticking flap '1' directly to the background piece and flap '2' to the ground, thus creating supports for the background



Dinosaurs:

Cut around the dotted lines to cut out each dinosaur. Then fold back either side of the base and slot the ends together to make a stand









Floor flap 'B' - attach to Background flap 'A'



© DISNEY/PIXAR

↑
Fold

↑
Fold

↑
Fold

Background flap 'A' - attached to floor flap 'B'

