

FROM THE CREATORS OF **INSIDE  
OUT**

Disney · PIXAR

# THE GOOD DINOSAUR

BRING ARLO AND SPOT TO LIFE...

**YOU WILL NEED:**



**A mobile phone**



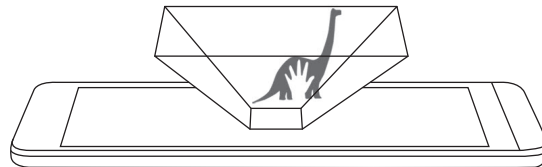
**A clear plastic sheet**



**A pair of scissors**



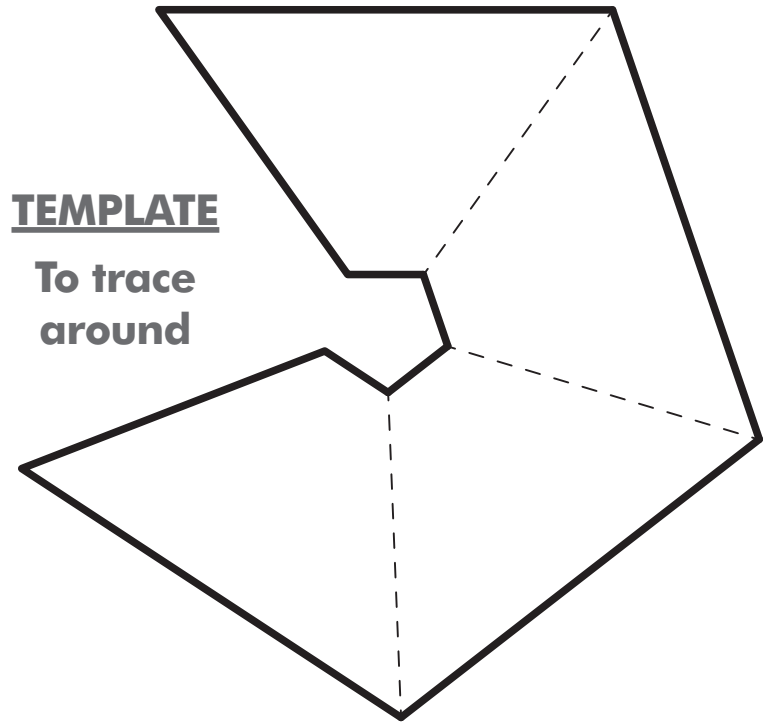
**Clear sticky tape**




THE GOOD DINOSAUR Hologram

**TEMPLATE**

To trace  
around





Play

## The Good Dinosaur Hologram Viewer

---

Create your very own hologram viewer using a mobile phone and bring Arlo and Spot from The Good Dinosaur to life!

Follow the instructions below and watch the holograms on your phone here!

### What You'll Need

- A mobile phone
- A clear plastic sheet
- A pair of scissors
- Clear sticky tape

Download Resources

### How to Make It

- 1 Download viewer template.
- 2 Place your plastic sheet over the template and trace around it.
- 3 Cut out the shape.
- 4 Fold along the dotted lines, and using a small piece of clear tape, stick the walls together to create your hologram viewer.

Place the hologram viewer on your phone click on the videos below and see Arlo and

5

Spot come to life!

© Disney © Disney•Pixar © & ™ Lucasfilm LTD © Marvel. All Rights Reserved.