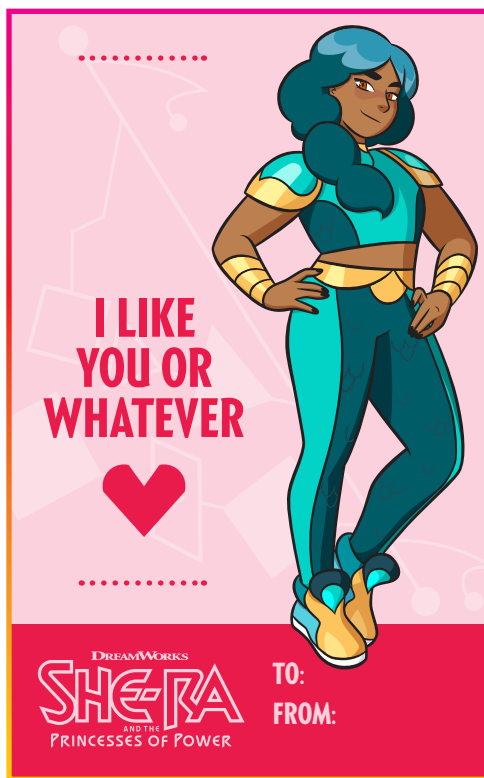




- 1 PRINT & CUT VALENTINES
- 2 WRITE TO & FROM
- 3 CUT ACROSS DOTTED LINES TO SECURE PENCILS
- 4 SECURE PENCILS

HAPPY VALENTINE'S DAY



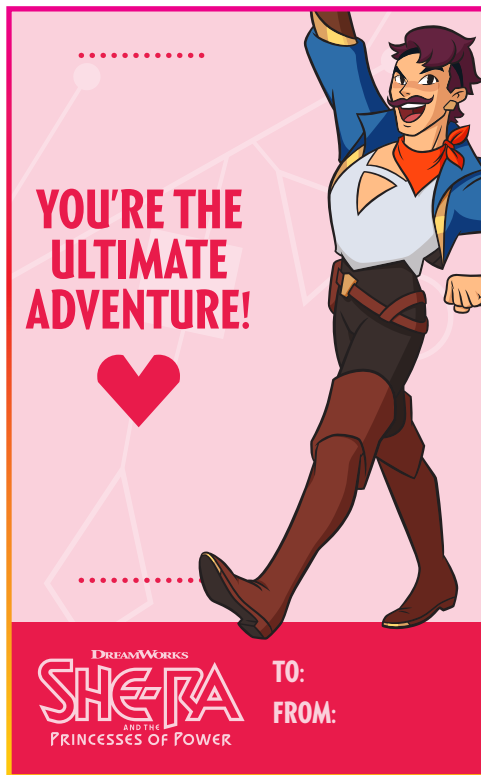
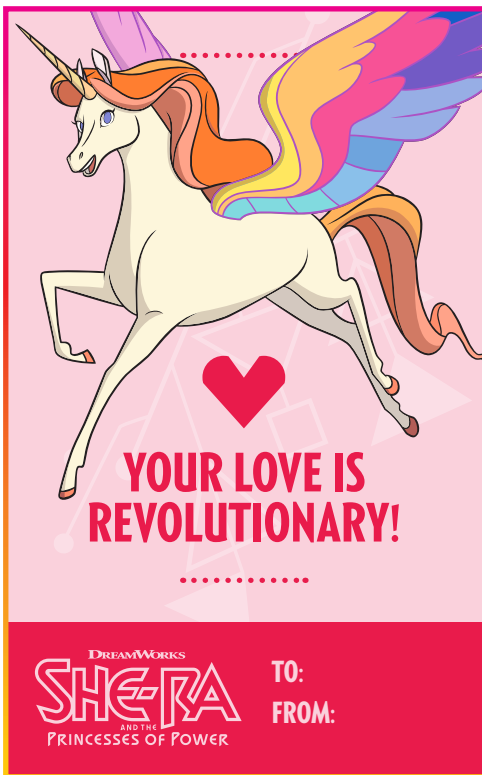
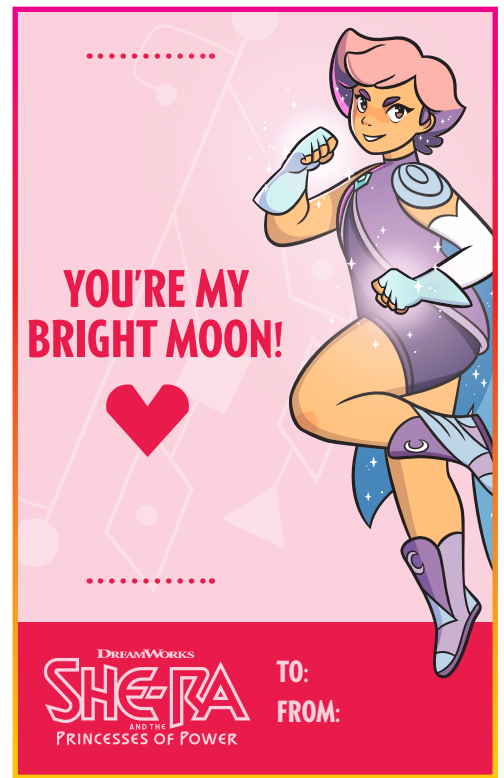


- 1 PRINT & CUT VALENTINES
- 2 WRITE TO & FROM
- 3 CUT ACROSS DOTTED LINES TO SECURE PENCILS
- 4 SECURE PENCILS

HAPPY VALENTINE'S DAY



NETFLIX



- 1

PRINT & CUT VALENTINES
- 2

WRITE TO & FROMS
- 3

CUT ACROSS DOTTED LINES TO SECURE PENCILS
- 4

SECURE PENCILS

HAPPY VALENTINE'S DAY




NETFLIX

1 PRINT & CUT
ARROW PIECES

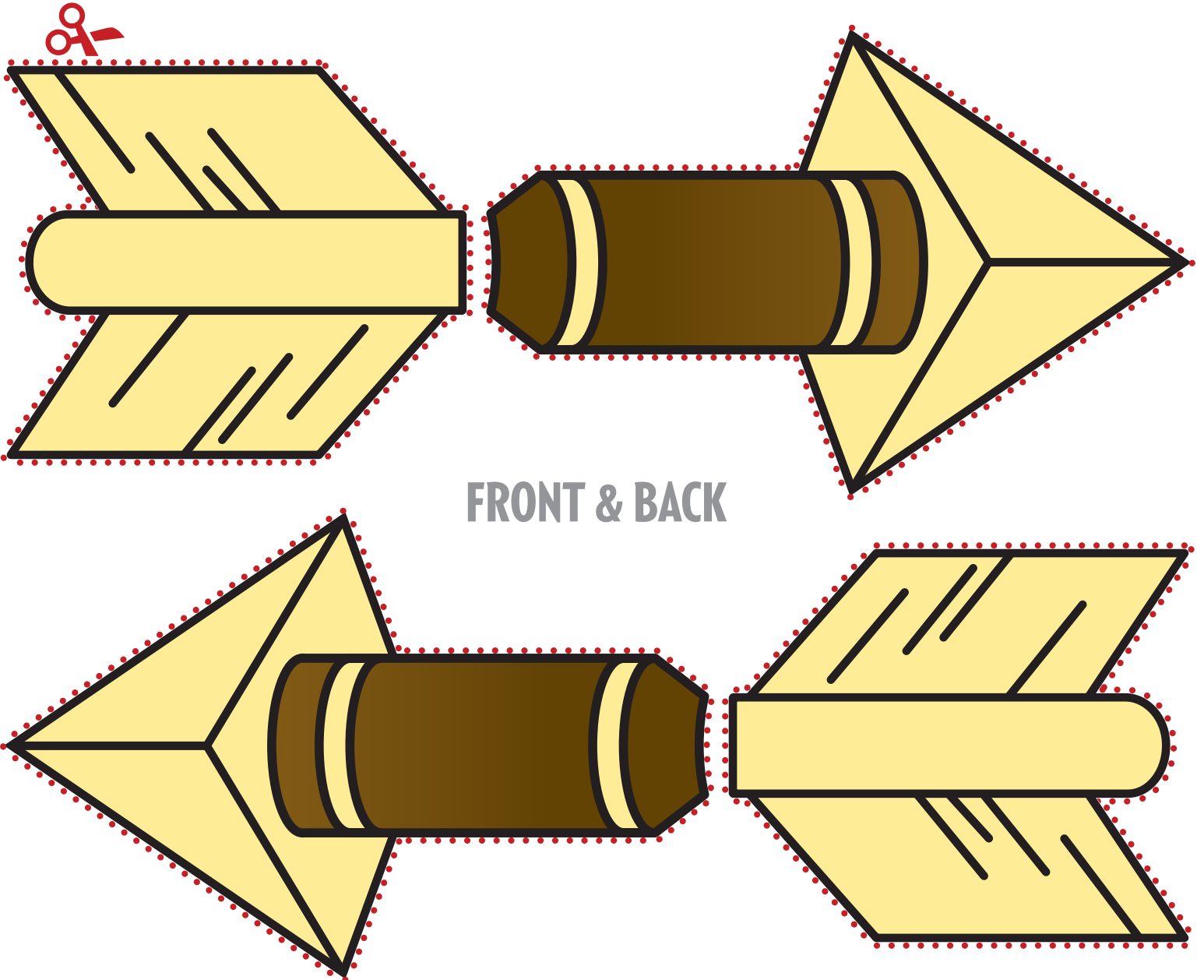
2 TAPE EDGES OF THE
ARROWS TOGETHER

3 FIX THE ARROWS TO
EITHER END OF THE PENCIL



HELPFUL TIP:

PRINT ON CONSTRUCTION PAPER
FOR A STURDIER PRODUCT!



DREAMWORKS
SHE-RA
AND THE
PRINCESSES OF POWER



NETFLIX

SHE-RA and associated trademarks and character copyrights are owned by and used under license from Mattel, Inc. Under license to Classic Media. DreamWorks She-Ra and the Princesses of Power © 2019 DreamWorks Animation LLC. All Rights Reserved.