


Disney · PIXAR


# TOY STORY 4



**IN THEATERS JUNE 21**

Disney · PIXAR


# TOY STORY 4



**IN THEATERS JUNE 21**

Disney · PIXAR



# TOY STORY 4



**IN THEATERS JUNE 21**

Disney · PIXAR

# TOY STORY 4



**IN THEATERS JUNE 21**

Disney · PIXAR

# TOY STORY 4



**IN THEATERS JUNE 21**

Disney · PIXAR

# TOY STORY 4



**IN THEATERS JUNE 21**

Disney · PIXAR


# TOY STORY 4



**IN THEATERS JUNE 21**

Disney · PIXAR

# TOY STORY 4



**IN THEATERS JUNE 21**



Disney · PIXAR


# TOY STORY 4



**IN THEATERS JUNE 21**

Disney · PIXAR

# TOY STORY 4



**IN THEATERS JUNE 21**



# MEMORY GAME CARDS


Have an adult help you cut out the cards along the dashed lines. **DO NOT CUT SOLID GRAY LINES.** After all the cards are cut out, fold along the gray lines and secure with tape or non-toxic glue.



**To Play:** Place the cards character side down and mix them up. Turn over two cards at a time to see if they match. If they don't, turn the cards face down again. Take turns turning over cards using your memory to recall where a matching card may be found. The person who matches the most pairs wins!



**IN THEATERS JUNE 21**



# MEMORY GAME CARDS

Have an adult help you cut out the cards along the dashed lines.  
**DO NOT CUT SOLID GRAY LINES.** After all the cards are cut out,  
fold along the gray lines and secure with tape or non-toxic glue.



**To Play:** Place the cards character side down and mix them up. Turn over two cards at a time to see if they match. If they don't, turn the cards face down again. Take turns turning over cards using your memory to recall where a matching card may be found. The person who matches the most pairs wins!



**IN THEATERS JUNE 21**






# MEMORY GAME CARDS

Have an adult help you cut out the cards along the dashed lines.  
**DO NOT CUT SOLID GRAY LINES.** After all the cards are cut out,  
fold along the gray lines and secure with tape or non-toxic glue.



**To Play:** Place the cards character side down and mix them up. Turn over two cards at a time to see if they match. If they don't, turn the cards face down again. Take turns turning over cards using your memory to recall where a matching card may be found. The person who matches the most pairs wins!




**IN THEATERS JUNE 21**




# MEMORY GAME CARDS

Have an adult help you cut out the cards along the dashed lines. **DO NOT CUT SOLID GRAY LINES.** After all the cards are cut out, fold along the gray lines and secure with tape or non-toxic glue.



**To Play:** Place the cards character side down and mix them up. Turn over two cards at a time to see if they match. If they don't, turn the cards face down again. Take turns turning over cards using your memory to recall where a matching card may be found. The person who matches the most pairs wins!




**IN THEATERS JUNE 21**






# MEMORY GAME CARDS

Have an adult help you cut out the cards along the dashed lines.  
**DO NOT CUT SOLID GRAY LINES.** After all the cards are cut out,  
fold along the gray lines and secure with tape or non-toxic glue.



**To Play:** Place the cards character side down and mix them up. Turn over two cards at a time to see if they match. If they don't, turn the cards face down again. Take turns turning over cards using your memory to recall where a matching card may be found. The person who matches the most pairs wins!



**IN THEATERS JUNE 21**



ROAD TRIPS CAN BE FUN, EXCITING ADVENTURES -  
AND SO CAN YOUR SNACKS!

# ROAD TRIP SNACK MIX

BILLY, GOAT & GRUFF GRUB



## HOW TO MAKE IT

1. Combine the following ingredients into a mixing bowl:
  - 1/4 cup **OAT O'S CEREAL**
  - 1/4 cup **DRIED STRAWBERRIES**
  - 1/4 cup **BANANA CHIPS**
  - 1/4 cup **SUNFLOWER SEEDS**
  - 1/4 cup **DRIED ORANGES**
  - 1/4 cup **MINI BEAR BISCUITS**
2. Mix it all up very well
3. Pour into 12 oz. paper cup
4. Put a lid on it to keep fresh



IN THEATERS JUNE 21





*ROAD TRIPS CAN BE FUN, EXCITING ADVENTURES -  
AND SO CAN YOUR SNACKS!*

# ROAD TRIP SNACK MIX

## CRAN-POP CABOOM!



### HOW TO MAKE IT

1. Combine the following ingredients into a mixing bowl:
  - 1 cup **POPCORN**
  - 1/3 cup **PEANUTS**
  - 1/4 cup **DRIED CRANBERRIES**
  - 2 TB **CHOCOLATE NONPAREILS**
2. Mix it all up very well
3. Pour into 12 oz. paper cup
4. Put a lid on it to keep fresh



**IN THEATERS JUNE 21**