

CREATE YOUR OWN



PAPERCRAFT
MOBILE



CUT OUT ITEMS

1.



FOLD ITEMS

2.



MOUNT THE
YARN

3.

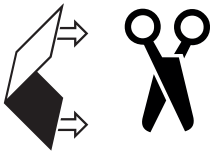


GLUE YOUR
PAPERCRAFT

4.

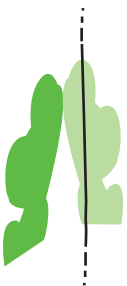
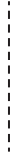
DOWNLOAD YOUR STARS OF RIO 2
@ WWW.B2S-UHU.COM

UHU[®]
glues anything, anytime.



||

||

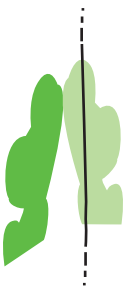


Mount the yarn between front and rear side, then glue together.



||

||



Mount the yarn between front and rear side, then glue together.

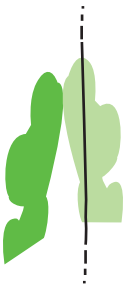


==

==



Fold here.

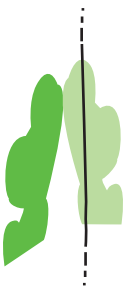
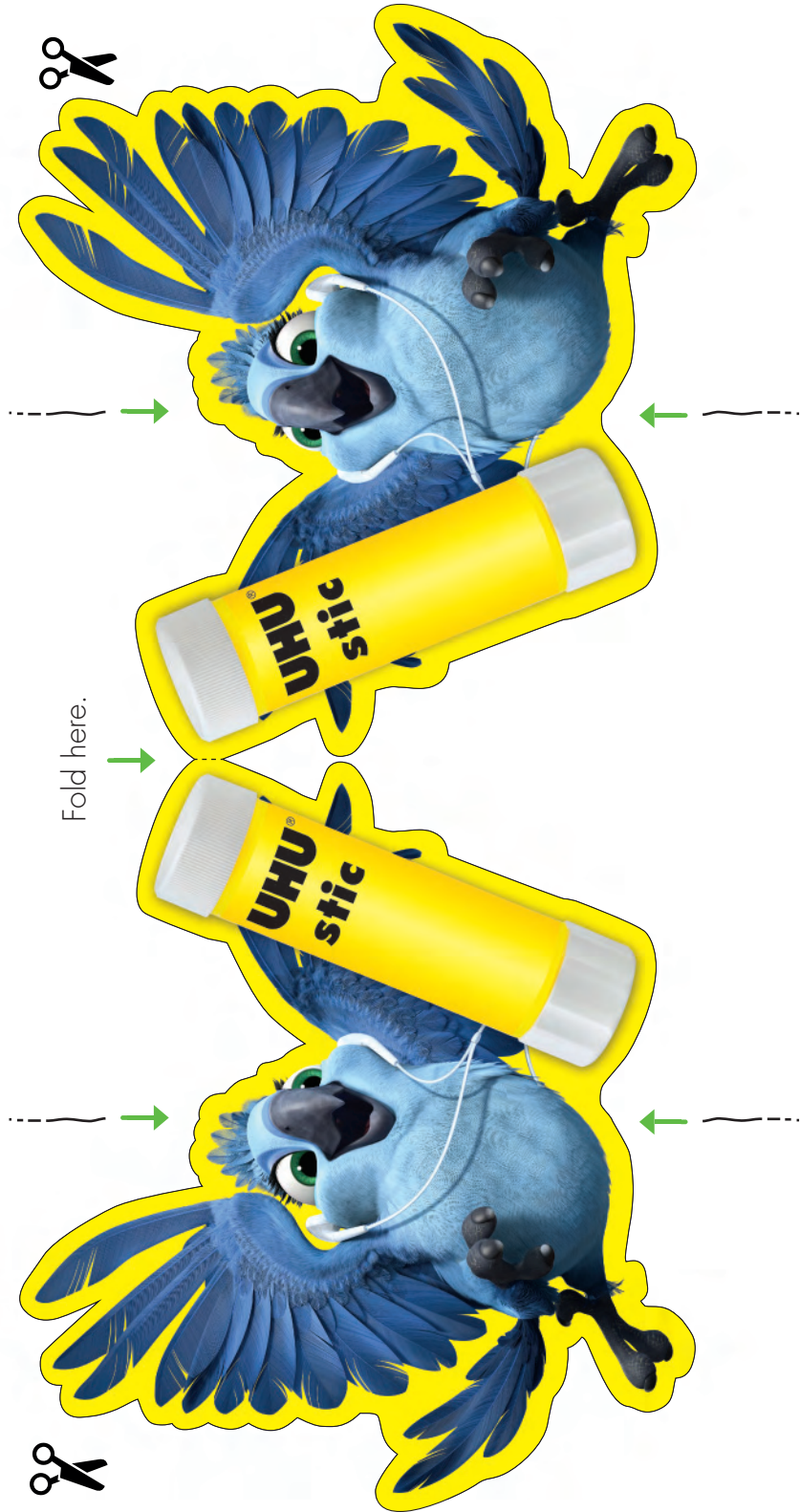


Mount the yarn between front and rear side, then glue together.

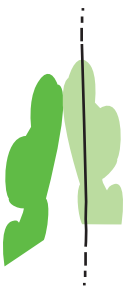
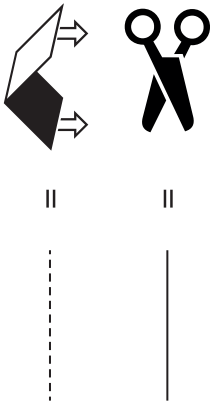


==

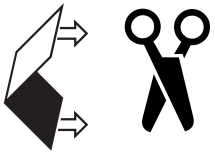
==



Mount the yarn between front and rear side, then glue together.




Mount the yarn between front and rear side, then glue together.

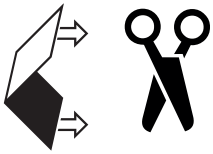


||

||



Mount the yarn between front and rear side, then glue together.



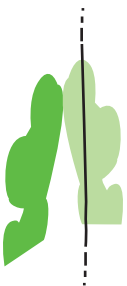
||

||

Fold here.



Fold here.



Mount the yarn between front and rear side, then glue together.