


my LITTLE PONY
PONY LIFE™



**PONY LIFE
PLAYDATE**

**FRIENDSHIP,
LAUGHTER,
MAGIC —**

AND HAIR!



PONY PLAYDATE

Hey Everypony! It's time to celebrate the launch of MY LITTLE PONY's all-new series, **Pony Life** with friends and fun, lots of laughs, magical moments, and of course ponified hairstyles! Check out these **Pony Life**-themed activities to get started:



ASSETS & ACTIVITIES

PONY-RIFFIC
ZOOM
BACKGROUND

PONY PLAYDATE
COLORING SHEETS

STYLE YOUR PONY
CUUUUTE

HOOVES IN THE AIR!
BFF DANCE PARTY
PLAYLIST

SHINE BRIGHT:
PARTY
DECORATIONS

SUGARCUBE
CORNER SWEET
SURPRISES



ASSETS & ACTIVITIES

PONY-RIFFIC ZOOM BACKGROUND

Customize your Zoom background and gaggle with your pals at the Pony Life Zoom Playdate — you can even keep it for school, hoof bump!



HOW TO USE


- Save the Pony Life image to your desktop
- Log in to your Zoom and start a meeting (even if it's just you)
- At the bottom of your screen, click the arrow next to your camera icon and select choose virtual background
- A new window will open and select the + next to choose virtual background (on the right hand side of your screen (lower third))
- Now select the Pony Life Zoom Background on your desktop and click open
- Now you will see the Pony Life background option listed in your virtual backgrounds menu, click on it to use

*For more questions and how to's, click [here](#)



my LITTLE PONY
PONY LIFE™





THE MANE SIX



twiLiGht
SPARKLE



APPLEJACK

PINKIE PIE






RAINBOW DASH



FLUTTER SHY



RARITY





ASSETS & ACTIVITIES

STYLE YOUR PONY CUUUUTE



STYLE YOUR PONY CUUUUTE!

IT'S STYLE TIME! GRAB YOUR PONY AND LET'S GET STARTED ON A FUN AND DREAMY MANE DO!

MATERIALS FOR PONY HAIR MAGIC:


- ✓ **YOUR FAVORITE MY LITTLE PONY**
- ✓ **SMALL HAIR BRUSH**
or you can use a regular brush or comb
- ✓ **HAIR ELASTICS**
or rubber bands

BUN-FASTIC:
HOW TO STYLE YOUR PONY'S HAIR!

- Brush your pony's hair, then split hair into two sections
- Create two pigtails - using the two sections, make a high ponytail with each and secure with an elastic or rubber band
- Twist the pigtail into a rope, then twirl into a bun and secure with another elastic or rubber band
- Repeat for the second bun!



© 2020 Hasbro Studios LLC



ASSETS & ACTIVITIES

STYLE YOUR PONY CUUUUTE



STYLE YOUR PONY CUUUUTE!

IT'S STYLE TIME! GRAB YOUR PONY AND LET'S GET STARTED ON A FUN AND DREAMY MANE DO!

MATERIALS FOR PONY HAIR MAGIC:


- ✓ **YOUR FAVORITE MY LITTLE PONY**
- ✓ **SMALL HAIR BRUSH**
or you can use a regular brush or comb
- ✓ **HAIR ELASTICS**
or rubber bands

BRAID-FASTIC:
HOW TO STYLE YOUR PONY'S HAIR!

- Brush your Pony's hair to comb through all the tangles and knots
- Divide the Pony's hair into three sections
- Braid the Pony's hair — think and do: *left piece over, right piece over*
- Once at the bottom of the hair, use an elastic to tie the end of the hair



© 2020 Hasbro Studios LLC



ASSETS & ACTIVITIES

PARTY PLAYLIST



**HOOVES IN THE AIR!
BFF DANCE PARTY
PLAYLIST!**




BEST FRIENDS ALWAYS BRING AN EXTRA BIT OF MAGIC, HANG UP YOUR UNICORN HORN, CHILL OUT, AND DANCE WITH YOUR BESTIES (VIRTUALLY OR IRL!)

"I'LL FLY" ♥ PINKIE PIE'S PARTY PLAYLIST
"DANCE MAGIC" ♥ FRIENDSHIP GAMES
"LET THE RAINBOW REMIND YOU" ♥ SONGS OF HARMONY
"THE SMILE SONG" ♥ SONGS OF FRIENDSHIP AND MAGIC
"BETTER THAN EVER" ♥ RAINBOW ROCKS

 You can go to iTunes to listen to all your favorite My Little Pony songs!

© 2020 Hasbro Studios LLC



ASSETS & ACTIVITIES

SHINE BRIGHT: PARTY DECORATIONS



SHINE BRIGHT!
PARTY DECORATIONS

HEY EVERYPONY!
LET'S DECORATE FOR THE MAGICAL PONY LIFE PLAYDATE! USE THESE DECOR ELEMENTS IN YOUR ROOM OR AROUND YOUR HOUSE!

✓ PONY LIFE PLAYDATE PARTY BANNER

✓ PARTY HAT

✓ PARTY PHOTO PROPS

✓ PARTY LIKE THE PONIES BY USING PINK, PURPLE OR RAINBOW PLATES, CUPS AND NAPKINS. ADD SOME EXTRA SHINE AND ADORABILITY WITH BALLOONS, STREAMERS, SEQUINS AND/OR GLITTER!

© 2020 Hasbro Studios LLC



SHINE BRIGHT!

PARTY BANNER

CUT ALONG THE LINES AND TAPE TOGETHER

FILE 1






**SHINE
BRIGHT!**

**PARTY
BANNER**

CUT ALONG THE
LINES AND
TAPE TOGETHER

FILE 2





**SHINE
BRIGHT!**

**PARTY
BANNER**

*CUT ALONG THE
LINES AND
TAPE TOGETHER*

FILE 3





SHINE BRIGHT!

PARTY BANNER

CUT ALONG THE LINES AND TAPE TOGETHER

FILE 4





SHINE BRIGHT!

PARTY HAT

COLOR IN AND MAKE YOUR OWN PARTY HATS!



GLUE HERE

© 2020 Hasbro Studios LLC





© 2020 Hasbro Studios LLC

© 2020 Hasbro Studios LLC

© 2020 Hasbro Studios LLC



SUGARCUBE CORNER SWEET SURPRISES

**BRING SUGARCUBE CORNER SWEETNESS TO YOUR PARTY
WITH THESE PONY-APPROVED SNACK IDEAS!**

FRIENDSHIP RAINBOW SNACK MIX



INGREDIENTS

Choose colorful ingredients for our friendship rainbow snack mix. If you don't have these ingredients, you can replace it with other fun and colorful foods you have at home!

- ✓ **FRUIT CEREAL**
- ✓ **COLORFUL CRACKERS**
or you can substitute for just cheese crackers
- ✓ **RAISINS**

HOW TO

- A** In a large bowl, add equal parts of each ingredient you choose for your rainbow snack
- B** Mix all together with a spoon or you can use your hands (make sure you wash them before you start)
- C** Scoop into bowls or cups for serving

LET'S PARTY!



SUGARCUBE CORNER SWEET SURPRISES

**BRING SUGARCUBE CORNER SWEETNESS TO YOUR PARTY
WITH THESE PONY-APPROVED SNACK IDEAS!**

SUGARCUBE CORNER FRUIT STICKS



INGREDIENTS

Fresh fruit in different colors,
here are a few ideas!

- ✓ **RED**
STRAWBERRIES OR RASPBERRIES
- ✓ **ORANGE**
CANTALOUPE OR ORANGE SLICES
- ✓ **GREEN**
GRAPES OR APPLES
- ✓ **BLUE**
BLUEBERRIES OR BLACKBERRIES
- ✓ **WOOD SKEWERS**

HOW TO

- A** Select your fruit
and wash
- B** Cut fruit into small
bite sized pieces
or cubes
- C** Add fruit onto
skewers in a fun
rainbow pattern,
then they are ready
to serve

LET'S PARTY!



Experience the funny side of
friendship with all-new episodes of

MY LITTLE PONY'S
PONY LiFE

Saturdays at 11:30a ET
on Discovery Family Channel!