

TECHNOBLADE CUBEEECRAFT


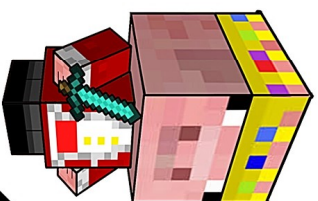


TECHNOBLADE



Artist: _____

Website: _____



template design © 2007
Chris Beaumont
cubecraft.com
Awesome to use!




TECHNOBLADE



Artist: _____

Website: _____



To Build the Cubecraft:

Materials needed:

Printer

Card stock

scissors

x-acto knife

To make:

1. Cut out each item along the outer black lines.
2. Cut along the white on each tab using the x-acto knife
3. Cut along each red line using the x-acto knife
4. Fold along each inner solid black line and slide each tab into the slots you created with an x-acto knife to form a cube of the head, body, arms, and feet.
5. Slide the arms through the red slots on either side of the body.
6. Slide the feet through the red slots at the base of the body.
7. Slide the now completed body through the red lots of the head.
8. Slide the crown through the top tab holes
9. Fold the sword and slide it into his hand

