


Monster High Banner!

Re-create a haunting scene from the catacombs in your house by hanging this terrifying tombstone banner.

You will need:

Scissors
String
Tape
Hole punch





Instructions:

1. Follow the outlines to cut out the tombstones.
2. Punch holes where marked.
3. Thread string through the holes in order so your banner reads "Monster High."
4. Tape the banner on your wall to create a chilling mood.

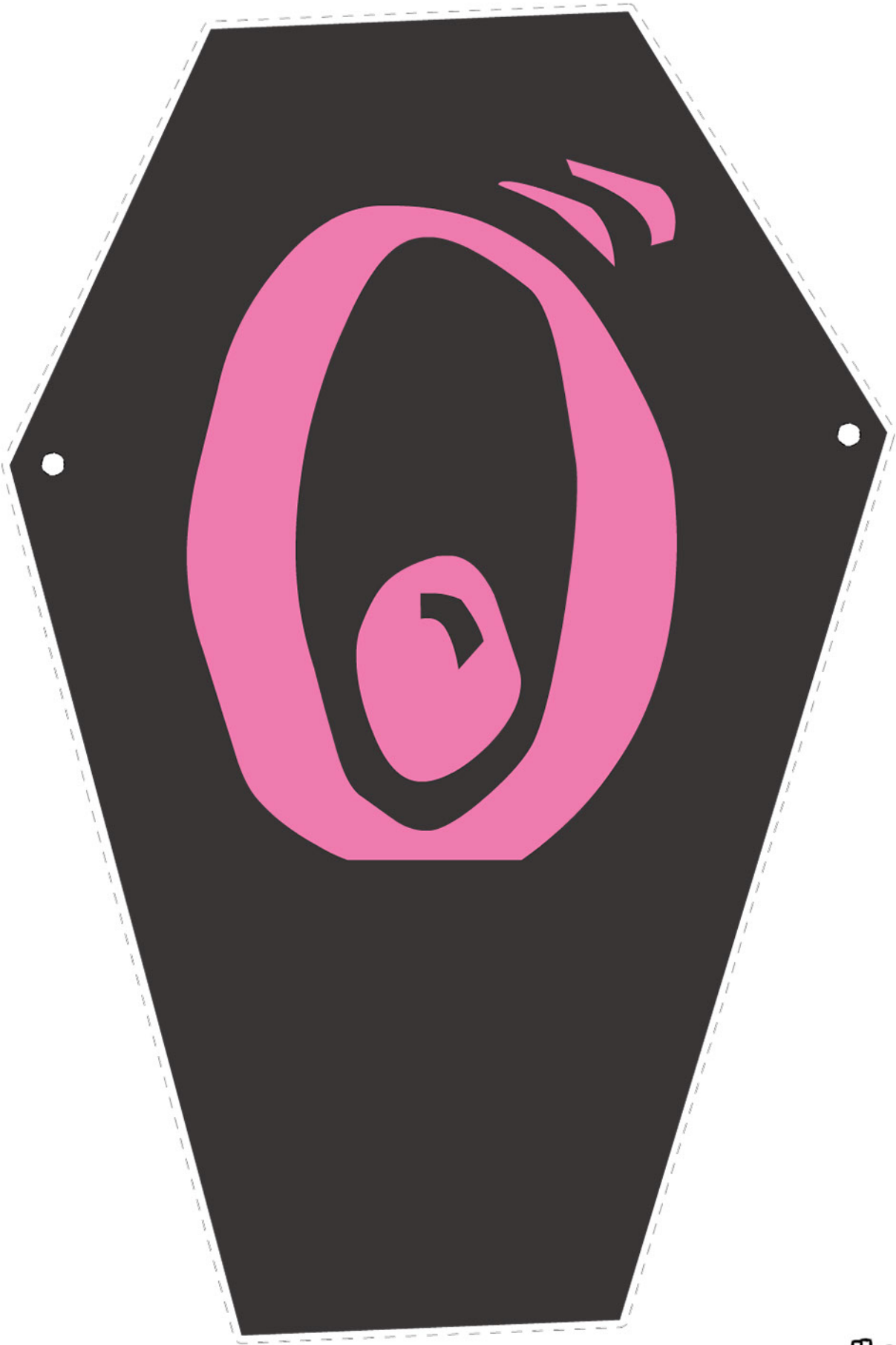


MONSTER HIGH
















































Lurking for more scarylicious Monster High scoop?

Use the Skullette™ Keys that come with the Sweet 1600 dolls to
unlock exclusive Monster High freaky facts, scary-cool
discoveries and ghoulicious activities!

