

# Party Crackers!

Pop these freaktacular party crackers to add extra laughs to your party.

## You will need:

Sweet 1600 Party Cracker templates

Scissors

Double sided tape

Tiny toys/candy/other goodies (should be suited to the party theme)

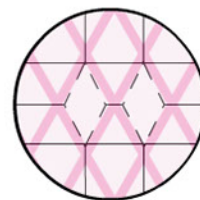
Ribbon

Bang snaps (optional)

A grown-up to supervise and help

## Instructions:

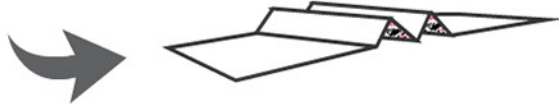
1. Print party cracker templates.
2. Using scissors, cut out the template along the dotted lines.
3. Cut out the diamonds and the little notches at both ends of the cracker.
4. Crease the paper along all solid lines, but don't leave the paper folded.



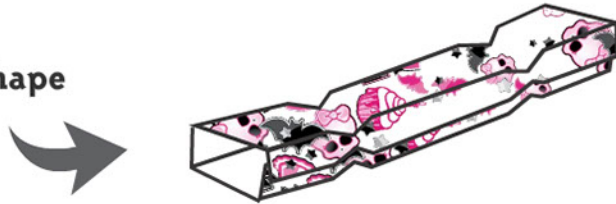
# Party Crackers!

## Instructions continued:

- 5.** Fold the short lines in an accordion style so that the paper sticks up like a mountain on each end.



- 6.** Fold along the long lines to shape the box. Be sure to keep the pattern on the exterior.



- 7.** Place goodies inside the box.


- 8.** Tape closed.

- 9.** Tie ribbon in the crease around each end.


(Optional: To make a snapping sound when the cracker is pulled apart, place a bang snap along the length of the cracker interior before taping shut.)

## To enjoy:

Pick a ghoul as your partner. Each of you grabs one end of the cracker and pulls at the same time for a voltage surprise.









# Lurking for more scarylicious Monster High scoop?

Use the Skullette™ Keys that come with the Sweet 1600 dolls to  
unlock exclusive Monster High freaky facts, scary-cool  
discoveries and ghoulicious activities!

