

UHU[®]

CREATE YOUR OWN

MARIOKART[™]

MEMORY



© Nintendo

DOWNLOAD YOUR UHU MARIOKART PAPERCRAFTS
FROM WWW.UHU-BTS.COM

UHU - glues anything, anytime.

CREATE YOUR MARIOKART MEMORY IN JUST A FEW STEPS

1.



PRINT OUT YOUR PAPERCRAFT ITEMS.



2.



CUT OUT ALL ITEMS.




3.



FOLD ALL THE MEMORY CARDS ON THE DOTTED LINE AND GLUE THEM TOGETHER. READY TO GO!



1. Fold together



2. Glue

4.

SHUFFLE THE CARDS WELL AND LAY THEM OUT.

NOW THE FUN CAN BEGIN!



DOWNLOAD YOUR UHU MARIOKART PAPERCRAFTS FROM WWW.UHU-BTS.COM

UHU - glues anything, anytime.



UHU[®]
MARIOKART



UHU[®]
MARIOKART



UHU[®]
MARIOKART



UHU[®]
MARIOKART



UHU[®]
MARIOKART




UHU[®]
MARIOKART




UHU[®]
MARIOKART



UHU[®]
MARIOKART



UHU[®]
MARIOKART



UHU[®]
MARIOKART



UHU[®]
MARIOKART




UHU[®]
MARIOKART



UHU[®]
MARIOKART



UHU[®]
MARIOKART



UHU[®]
MARIOKART




UHU[®]
MARIOKART



UHU[®]
MARIOKART




UHU[®]
MARIOKART




UHU[®]
MARIOKART



UHU[®]
MARIOKART



UHU[®]
MARIOKART



UHU[®]
MARIOKART



UHU[®]
MARIOKART



UHU[®]
MARIOKART



UHU[®]
MARIOKART



UHU[®]
MARIOKART



UHU[®]
MARIOKART



UHU[®]
MARIOKART



UHU[®]
MARIOKART



UHU[®]
MARIOKART