


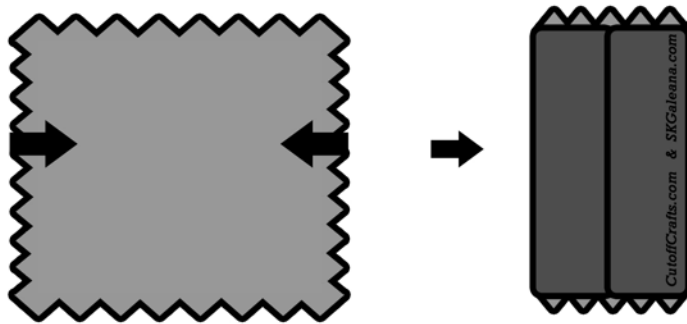
Teddy Bear Washcloth Instructions

CutoffCrafts.com & SKGaleana.com

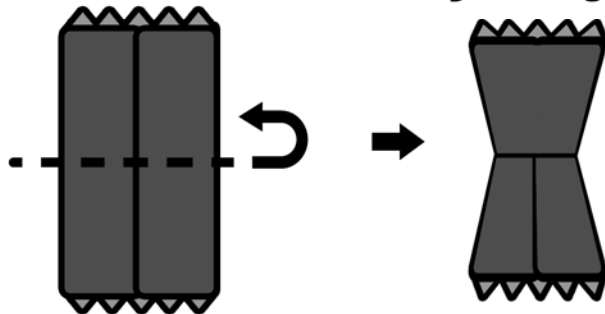
Step 1: Lay the Washcloth on a flat surface, color side facing down



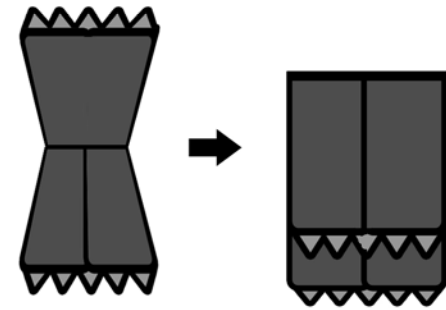
Step 2: Roll opposite sides towards the center to form two equal tubes



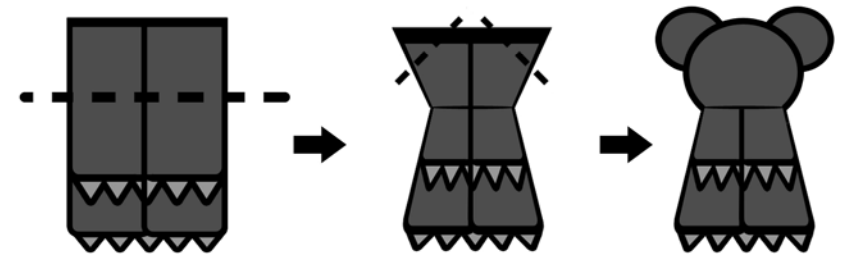
Step 3: Grab the center of the two tubes and twist so that half of the washcloth is facing backwards




Step 4: Fold down the top half leaving a small amount of the bottom half showing



Step 5: To make the head grab the folded towel 2/3 of the way up and wrap it with a rubber band 3 times. Take the corners and wrap them with a rubber band, to make the ears.



Step 6: Roll the arms open a little to get them along the side. The bear is now done



CutoffCrafts.com & SKGaleana.com