




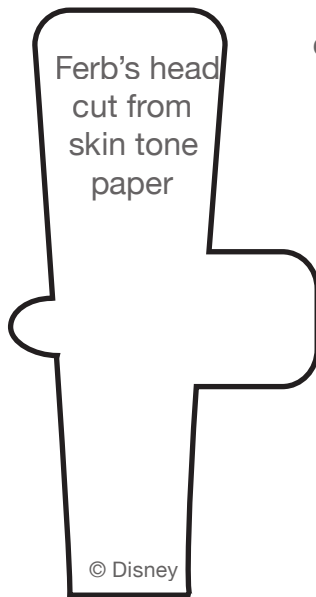
Phineas and Ferb Thank You Card for Santa Template



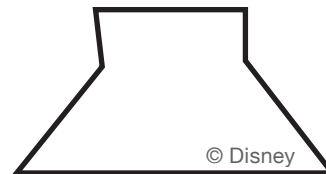
Ferb's hair
cut from green paper



Ferb's eyes
cut out
and use as is



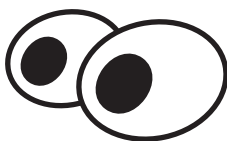
Ferb's head
cut from
skin tone
paper



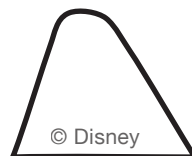
Ferb's shirt
cut from red paper




Phineas's head
cut from skin tone
paper



Phineas's eyes
cut out
and use as is



Phineas's shirt
cut from
green paper




Phineas's hair
cut from red paper



Phineas and Ferb Thank You Card for Santa Template




Isabella's eyes
cut out and use as is



Isabella's blouse
cut from
white paper




Isabella's face
cut from skin tone paper



Isabella's bow
cut from red paper



Isabella's jumper
cut from green paper




Isabella's hair
cut from black paper



Isabella's arms
cut from
skin tone paper



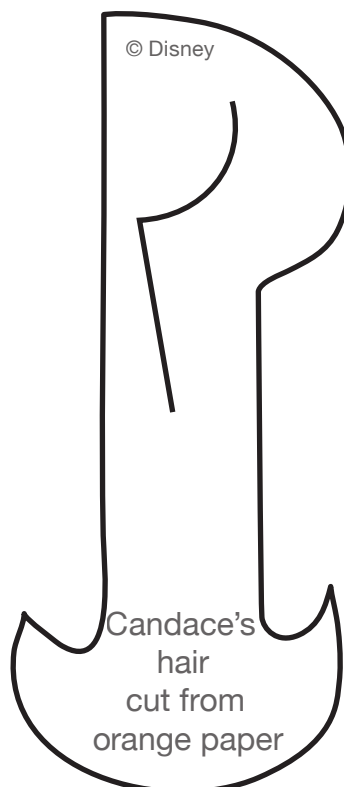
Candace's eyes
cut out and use as is



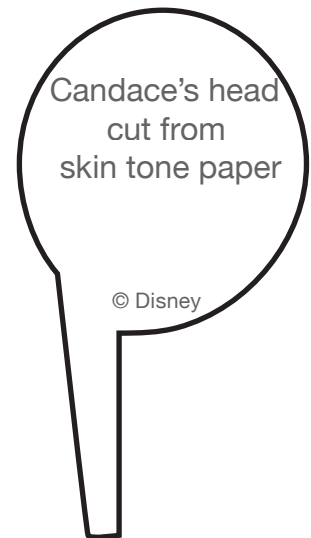
Candace's blouse
cut from red paper



Candace's arms
cut from
skin tone paper



Candace's
hair
cut from
orange paper



Candace's head
cut from
skin tone paper



Phineas and Ferb
Thank You Card for Santa Template

Thank
you
Santa

© Disney

greeting
cut out and glue to the face of the card