



BB-8 PUPPET

TO MAKE:

1. PRINT ON CARDSTOCK
2. COLOR
3. CUT OUT ALONG DOTTED LINE
4. BEND BASE INTO A CIRCLE
5. TAPE ENDS TOGETHER
6. DISPLAY AND ENJOY



BB-8



[HTTP://WWW.SKGALANA.COM](http://www.skgaleana.com)



BB-8 PUPPET

TO MAKE:

1. PRINT ON CARDSTOCK
2. COLOR
3. CUT OUT ALONG DOTTED LINE
4. BEND BASE INTO A CIRCLE
5. TAPE ENDS TOGETHER
6. DISPLAY AND ENJOY



BB-8

[HTTP://WWW.SKGALEANA.COM](http://www.SKGaleana.com)

